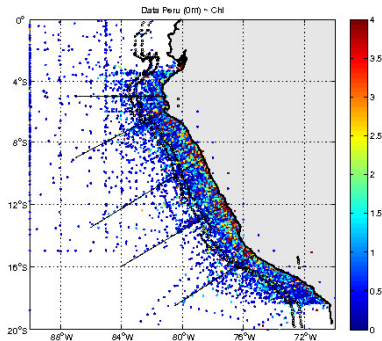
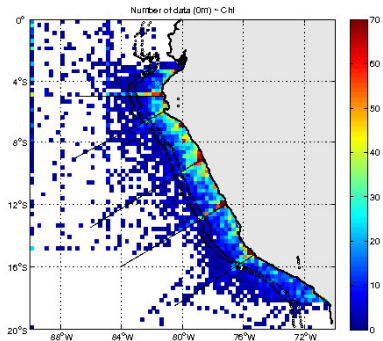


Peru in situ and model data - vertical sections

MBARI



All surface chlorophyll data



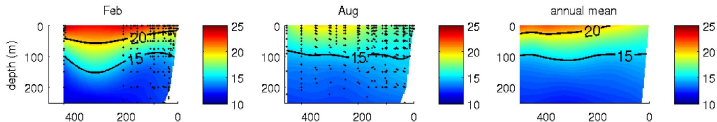
Number of chlorophyll data

Temperature - in situ data

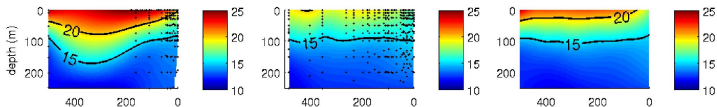
Peru in situ and
model data -
vertical sections

MBARI

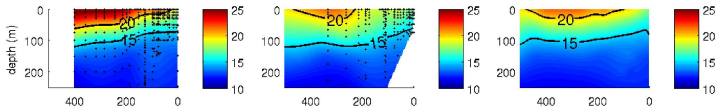
1



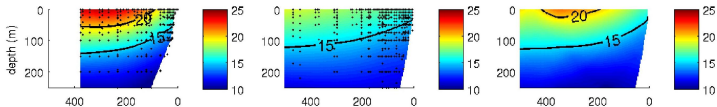
2



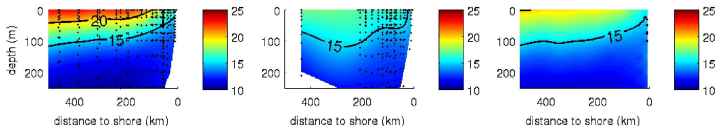
3



4



5



Temperature

Salinity

Density

Oxygen

Chlorophyll

Nitrate

Phosphate

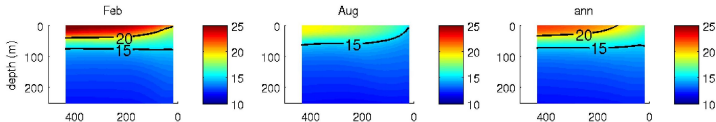
Silicate

Temperature - Cosine QK outputs

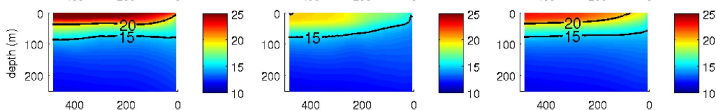
Peru in situ and
model data -
vertical sections

MBARI

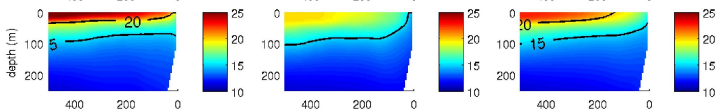
1



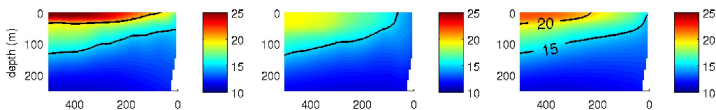
2



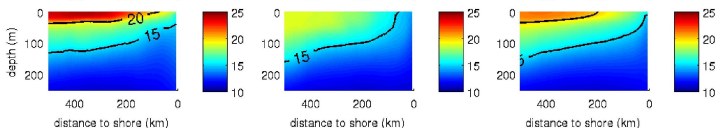
3



4



5



Temperature

Salinity

Density

Oxygen

Chlorophyll

Nitrate

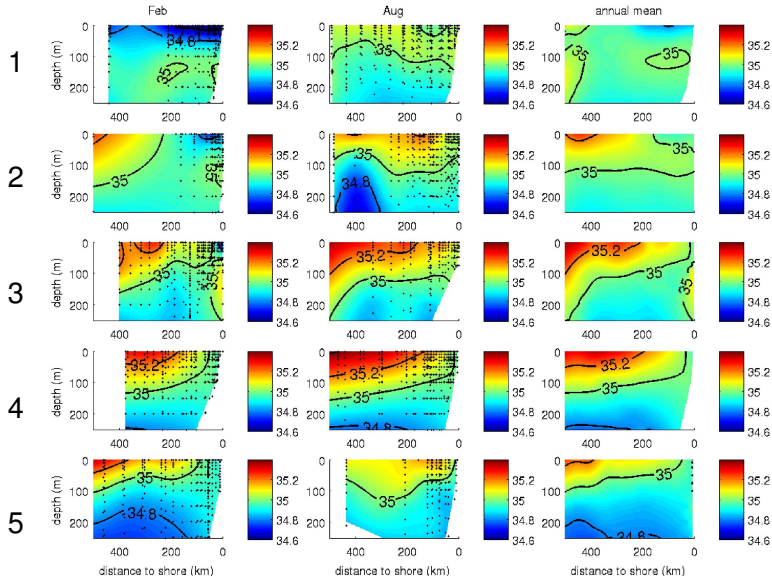
Phosphate

Silicate

Salinity - in situ data

Peru in situ and
model data -
vertical sections

MBARI



Temperature

Salinity

Density

Oxygen

Chlorophyll

Nitrate

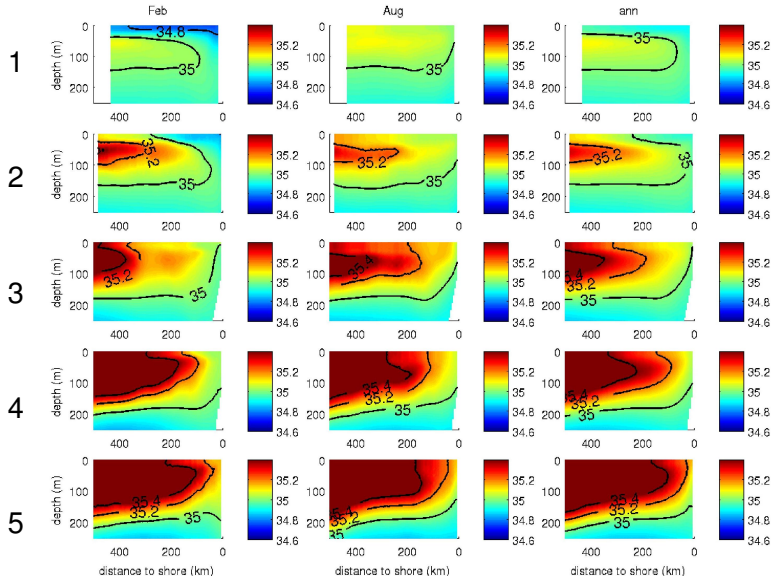
Phosphate

Silicate

Salinity - Cosine QK outputs

Peru in situ and
model data -
vertical sections

MBARI



Temperature

Salinity

Density

Oxygen

Chlorophyll

Nitrate

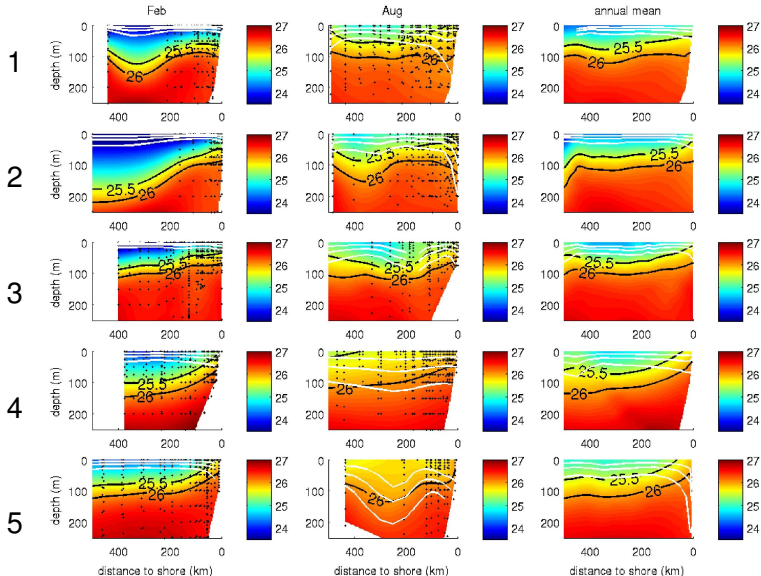
Phosphate

Silicate

Density - in situ data

Peru in situ and
model data -
vertical sections

MBARI



Temperature

Salinity

Density

Oxygen

Chlorophyll

Nitrate

Phosphate

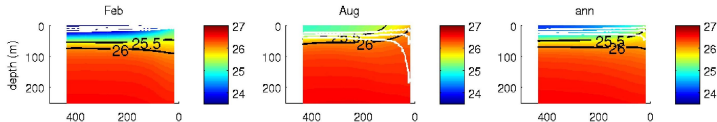
Silicate

Density - Cosine QK outputs

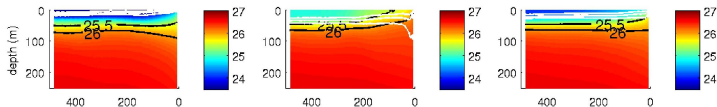
Peru in situ and
model data -
vertical sections

MBARI

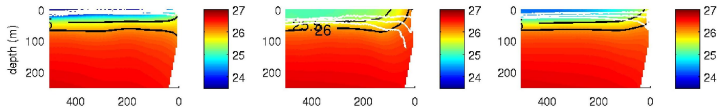
1



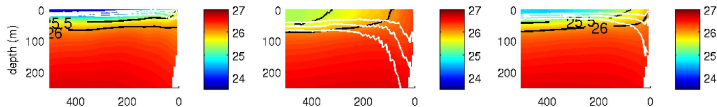
2



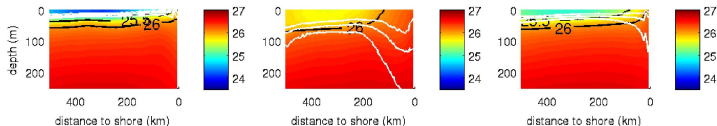
3



4



5



Temperature

Salinity

Density

Oxygen

Chlorophyll

Nitrate

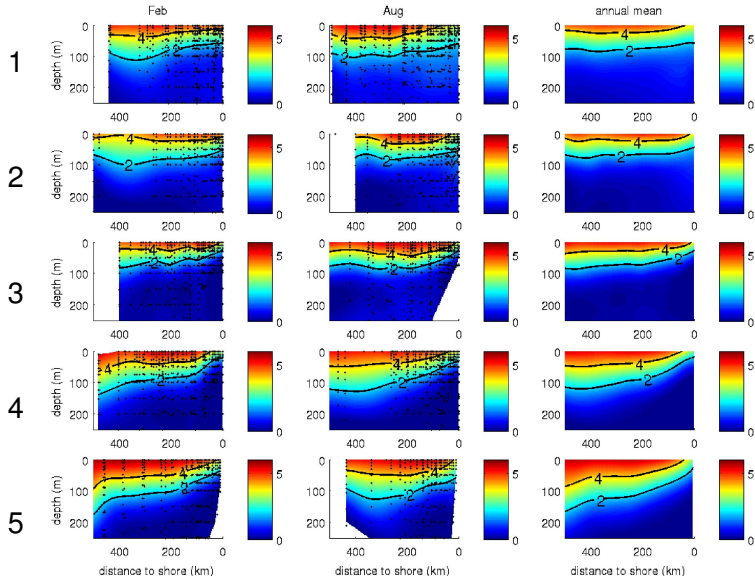
Phosphate

Silicate

Oxygen - in situ data

Peru in situ and
model data -
vertical sections

MBARI



Temperature

Salinity

Density

Oxygen

Chlorophyll

Nitrate

Phosphate

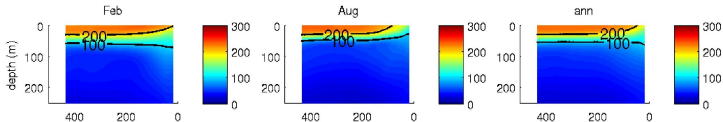
Silicate

Oxygen - Cosine QK outputs

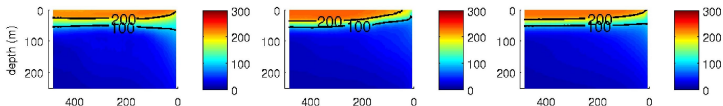
Peru in situ and
model data -
vertical sections

MBARI

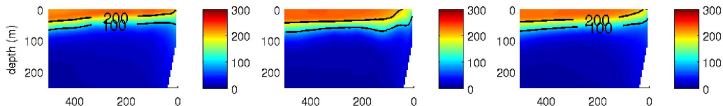
1



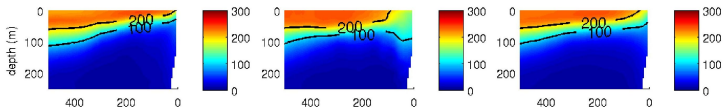
2



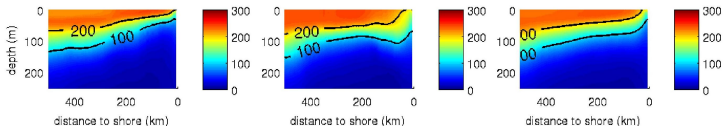
3



4



5



Temperature

Salinity

Density

Oxygen

Chlorophyll

Nitrate

Phosphate

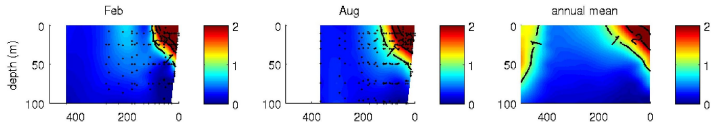
Silicate

Chlorophyll - in situ data

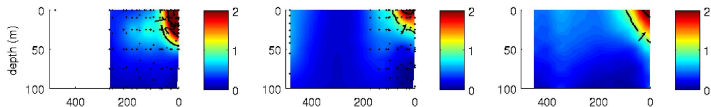
Peru in situ and
model data -
vertical sections

MBARI

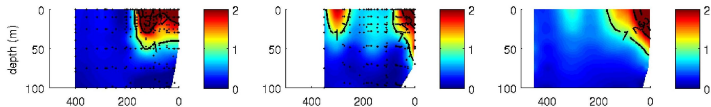
1



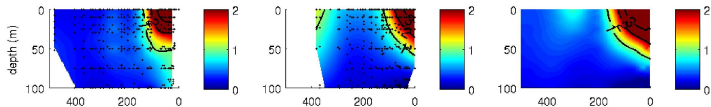
2



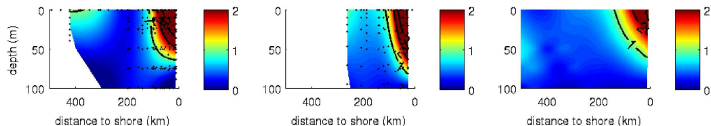
3



4



5



Temperature

Salinity

Density

Oxygen

Chlorophyll

Nitrate

Phosphate

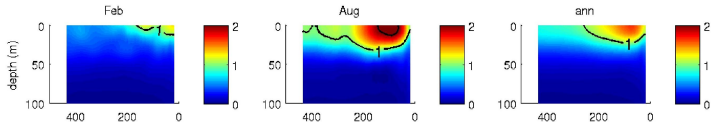
Silicate

Chlorophyll - Cosine QK outputs

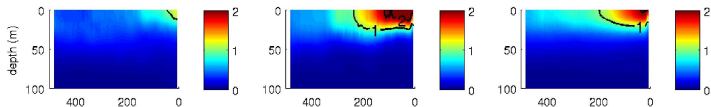
Peru in situ and
model data -
vertical sections

MBARI

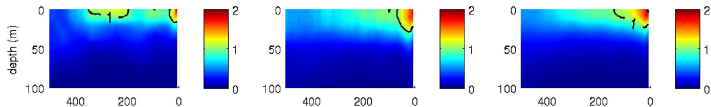
1




2



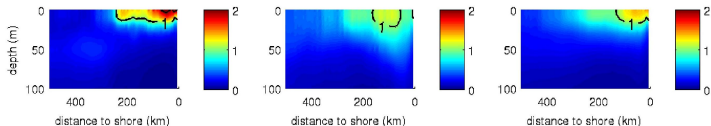
3



4



5



Temperature

Salinity

Density

Oxygen

Chlorophyll

Nitrate

Phosphate

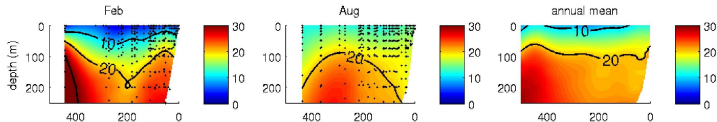
Silicate

Nitrate - in situ data

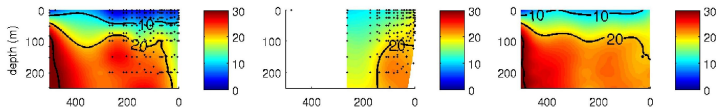
Peru in situ and
model data -
vertical sections

MBARI

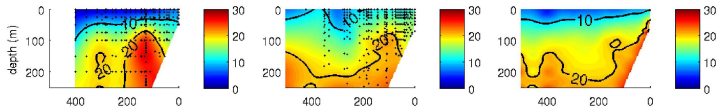
1



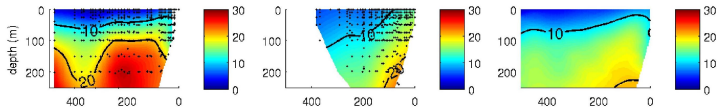
2



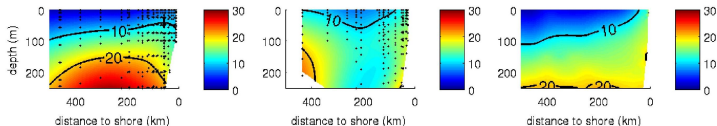
3



4



5



Temperature

Salinity

Density

Oxygen

Chlorophyll

Nitrate

Phosphate

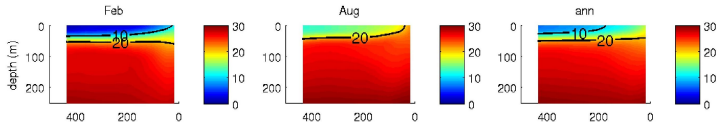
Silicate

Nitrate - Cosine QK outputs

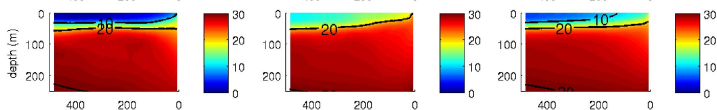
Peru in situ and
model data -
vertical sections

MBARI

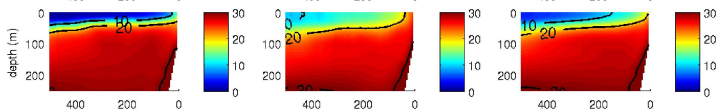
1



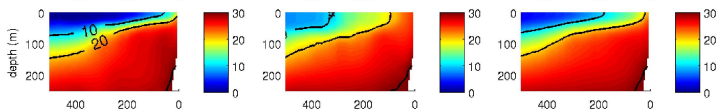
2



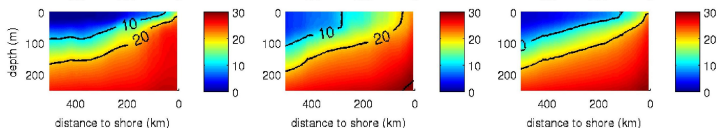
3



4



5



Temperature

Salinity

Density

Oxygen

Chlorophyll

Nitrate

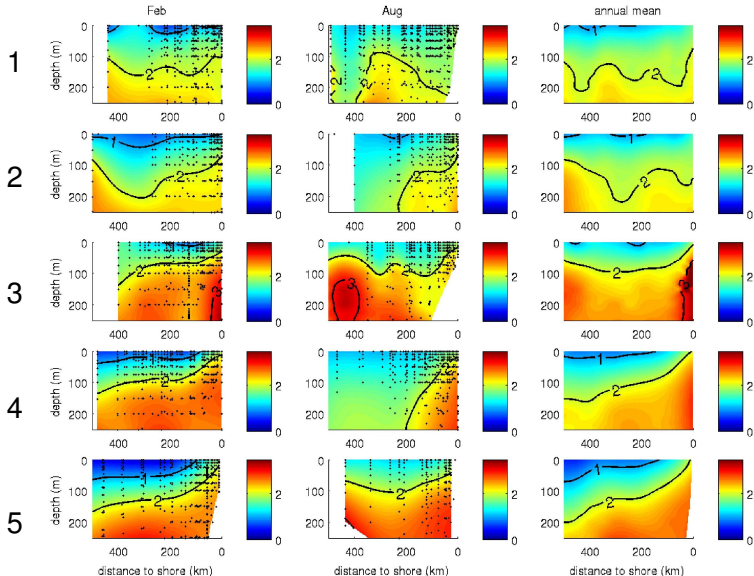
Phosphate

Silicate

Phosphate - in situ data

Peru in situ and
model data -
vertical sections

MBARI



Temperature

Salinity

Density

Oxygen

Chlorophyll

Nitrate

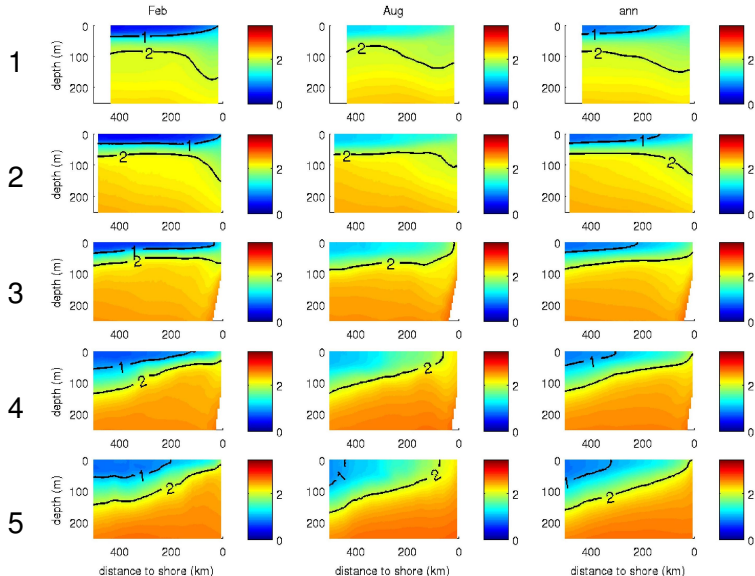
Phosphate

Silicate

Phosphate - Cosine QK outputs

Peru in situ and
model data -
vertical sections

MBARI



Temperature

Salinity

Density

Oxygen

Chlorophyll

Nitrate

Phosphate

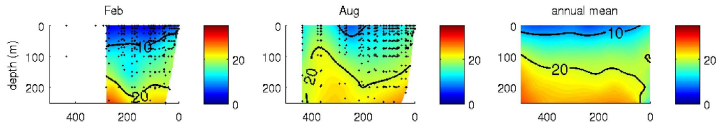
Silicate

Silicate - in situ data

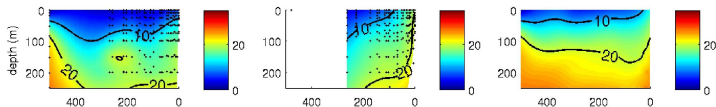
Peru in situ and
model data -
vertical sections

MBARI

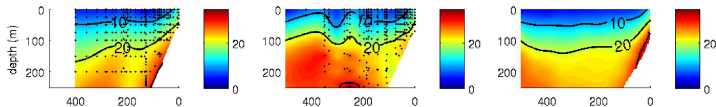
1



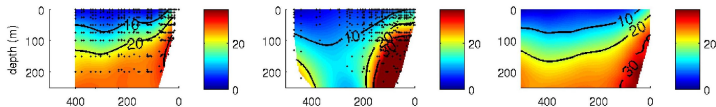
2



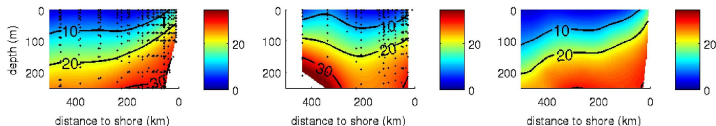
3



4



5



Temperature

Salinity

Density

Oxygen

Chlorophyll

Nitrate

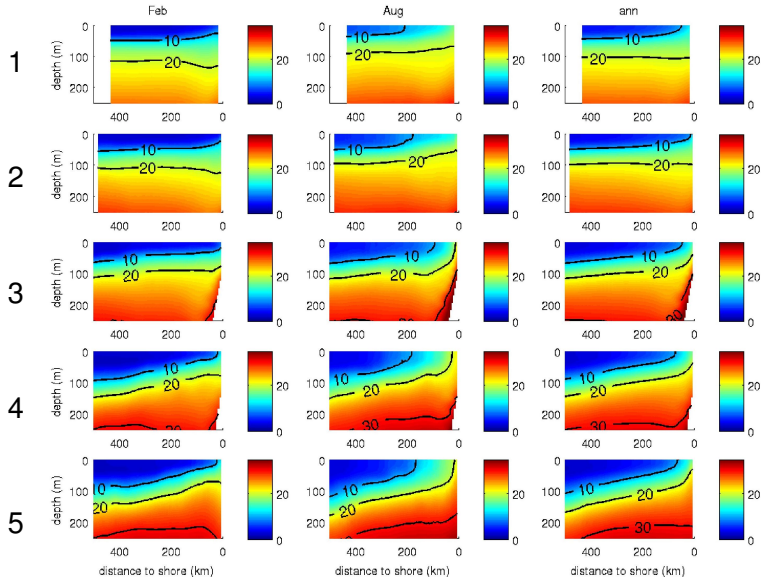
Phosphate

Silicate

Silicate - Cosine QK outputs

Peru in situ and
model data -
vertical sections

MBARI



Temperature

Salinity

Density

Oxygen

Chlorophyll

Nitrate

Phosphate

Silicate